

# EAP | Datasheet

---

## EAP773

US: BE11000 Ceiling Mount Wi-Fi 7 Access Point

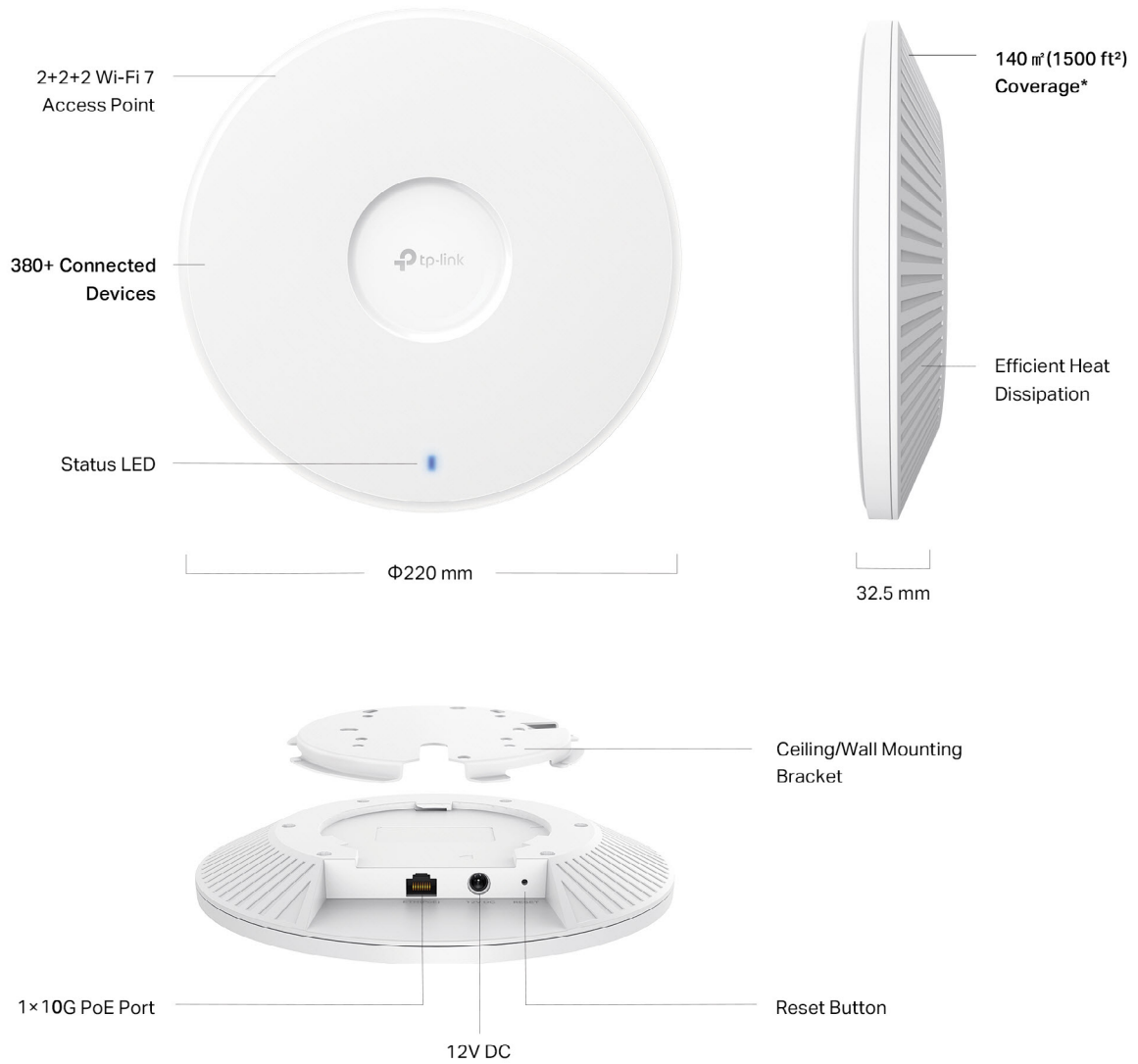
EU: BE9300 Ceiling Mount Wi-Fi 7 Access Point



## Highlights

- BE11000 Tri-Band Wi-Fi 7 for US and BE9300 Tri-Band Wi-Fi 7 for EU. Buffering will no longer be a problem.\*
- 1× 10G Port: Unlock the full potential of Wi-Fi 7.
- Clear 6 GHz Band: Brings cleaner and wider band resources to your Wi-Fi.
- 320 MHz Bandwidth: Up to 320 MHz bandwidth enables many more simultaneous transmissions at the fastest possible speeds.\*
- Low Latency and Interference: Multi-Link Operation, and Multi-RUs ensure high performance of your network.\*
- Advanced Functions: Supports centralized management, mesh, and AI roaming.\*

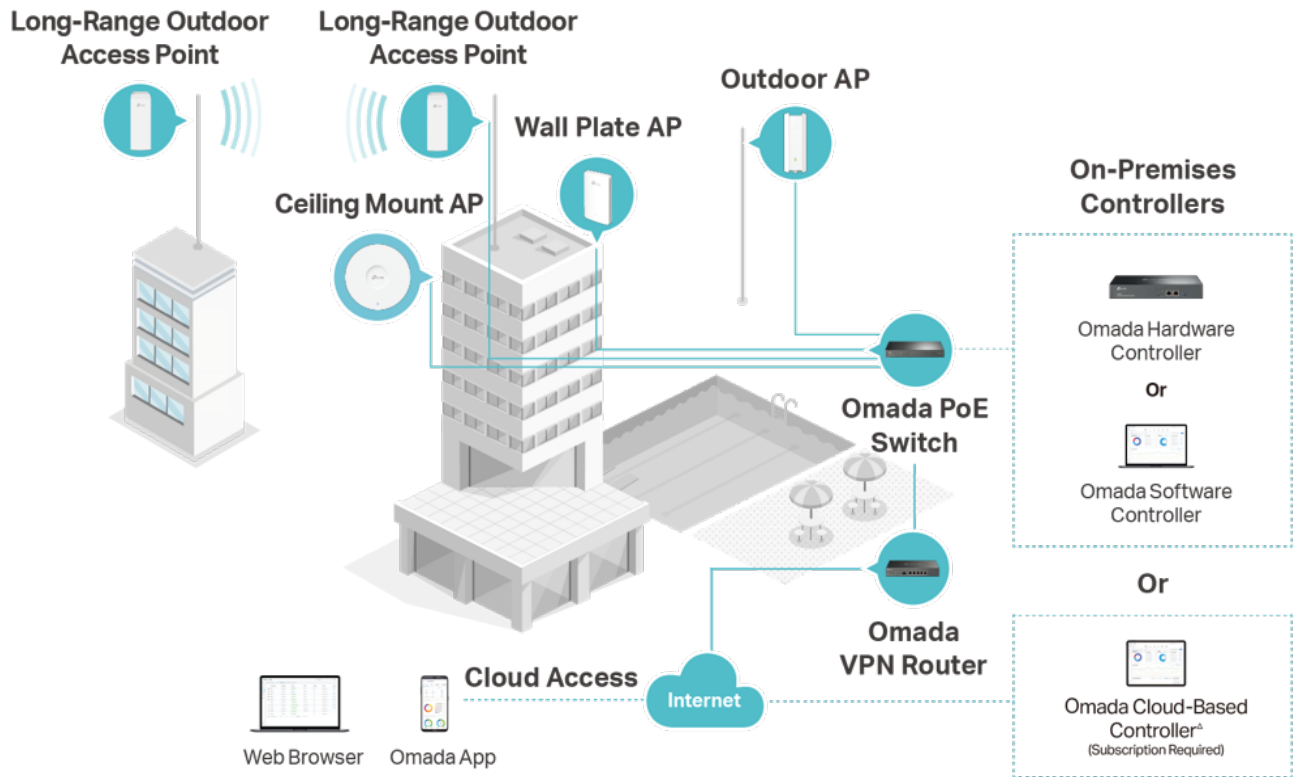
# Product Pictures



\* Coverage value is calculated based on laboratory testing. Actual coverage is not guaranteed and will vary as a result of client limitations and environmental factors.

# Omada Solution

Omada's Software Defined Networking (SDN) platform integrates network devices, including access points, switches, and gateways, providing 100% centralized cloud management. Omada creates a highly scalable network—all controlled from a single interface.



# Specifications

## Ceiling Mount Wi-Fi 7 AP

Model		EAP773
Name		US: BE11000 Ceiling Mount Wi-Fi 7 Access Point EU: BE9300 Ceiling Mount Wi-Fi 7 Access Point
Main Design	LAN Interfaces	1x 10Gbps Ethernet Port
	Wi-Fi Standards	IEEE 802.11 a/b/g/n/ac/ax/be
	Maximum Data Rate	US: 574 Mbps (2.4 GHz) + 4320 Mbps (5 GHz) + 5760 Mbps (6 GHz) EU: 574 Mbps (2.4 GHz) + 2880 Mbps (5 GHz) + 5760 Mbps (6 GHz)
	Wireless Client Capacity	2 GHz: 128, 5 GHz: 128, 6 GHz: 128
	Antennas	2.4GHz: 2 x 4dBi; 5GHz: 2 x 5dBi; 6GHz: 2 x 5dBi
	Bluetooth	1 x 4.0 dBi, Bluetooth 5.2 *Firmware update may be required.
	Transmit Power	CE: < 20 dBm (2.4 GHz, EIRP); < 23 dBm (5 GHz, band 1&band 2, EIRP); < 28 dBm (5 GHz, band 3, EIRP); <23dBm (6 GHz, EIRP) FCC:< 25 dBm (2.4 GHz); < 25 dBm (5 GHz); < 23 dBm (6 GHz)
	Reception Sensitivity	2.4G: 11ax HE20MCS0:-96dBm; 11ax HE20MCS11:-66.5dBm 11ax HE40MCS0:-93dBm; 11ax HE40MCS11:-64dBm 5G: 11be EHT20MCS0:-94dBm; 11be EHTMCS13:-63dBm 11be EHT40MCS0:-90.5dBm; 11be EHT40MCS13:-60dBm 11be EHT80MCS0:-88dBm; 11be EHT80MCS13:-57.5dBm 11be EHT160MCS0:-85dBm; 11be EHT160MCS13:-55.5dBm 6G: 11be EHT20MCS0:-93dBm; 11be EHTMCS13:-63dBm 11be EHT40MCS0:-90dBm; 11be EHT40MCS13:-60dBm 11be EHT80MCS0:-87.5dBm; 11be EHT80MCS13:-57.5dBm 11be EHT160MCS0:-84dBm; 11be EHT160MCS13:-55dBm 11be EHT320MCS0:-81.5dBm; 11be EHT320MCS13:-52.5dBm
Centralized Management	Omada Software Controller	•
	Omada Hardware Controller	•
	Omada APP	•
Security	Captive Portal Authentication	•
	Access Control	•
	Maximum number of MAC Filter	4000
	Wireless Isolation between Clients	•
	VLAN	•
	Rogue AP Detection	•
Wireless Encryption	WPA-Personal/Enterprise, WPA2-Personal/Enterprise, WPA3-Personal/Enterprise, OWE	

# Ceiling Mount Wi-Fi 7 AP

Model		EAP773
Wireless Function	Multiple SSIDs	24 (8 on each band)
	Channel	EU: 2G: 1~13; 5G: 36~140; 6G: 33~93 US: 2G:1~11; 5G: 36~165; 6G: 33~233
	Enable/Disable Wireless Radio	•
	Enable/Disable SSID Broadcast	•
	Guest Network	•
	Automatic Channel Assignment	•
	Transmit Power Control	Adjust transmit Power on dBm
	QoS (WMM)	•
	Seamless Roaming	•
	Mesh	•
	Beamforming	•
	MU-MIMO	2*2 DL/UL MU-MIMO
	OFDMA	DL/UL OFDMA
	Rate Limit	Based on SSID/Client
	Load Balance	•
	Airtime Fairness	•
	Band Steering	•
	RADIUS Accounting	•
	MAC Authentication	•
	Reboot Schedule	•
Wireless Schedule	•	
Wireless Statistics	•	
Static IP/Dynamic IP	•	
Support Data Rates	802.11be	5G Band: EU: 8Mbps to 2882Mbps(MCS0—MCS13,NSS=1 to 2 BE20/40/80/160) US: 8Mbps to 4324Mbps(MCS0—MCS13,NSS=1 to 2 BE20/40/80/160/240) 6G Band: 8Mbps to 5765Mbps(MCS0—MCS13,NSS=1 to 2 BE20/40/80/160/320)
	802.11ax	2G Band: 8Mbps to 574Mbps(MCS0—MCS11,NSS=1 to 2 HE20/40) 5G Band: 8Mbps to 2402Mbps(MCS0—MCS11, NSS=1 to 2 HE20/40/80/160) 6G Band: 8Mbps to 2402Mbps(MCS0—MCS11, NSS=1 to 2 HE20/40/80/160)
	802.11ac	6.5Mbps to 2166.7Mbps(MCS0—MCS11,NSS=1 to 2 VHT20/40/80/160)
	802.11n	6.5Mbps to 300Mbps(MCS0—MCS15,HT20/40)
	802.11g	6, 9, 12, 18, 24, 36, 48, 54 Mbps
	802.11b	1, 2, 5.5, 11 Mbps
	802.11a	6, 9, 12, 18, 24, 36, 48, 54 Mbps

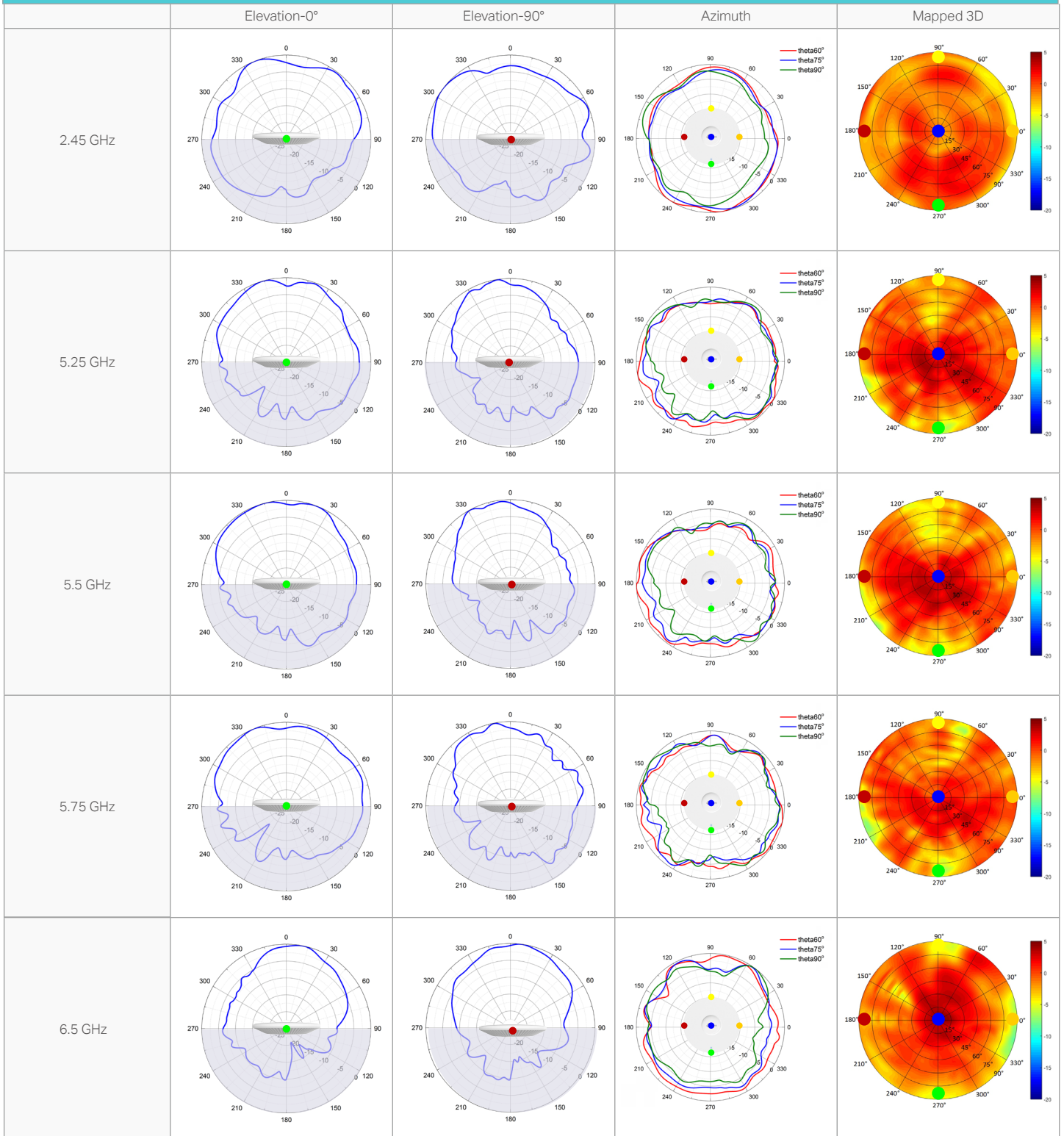
## Ceiling Mount Wi-Fi 7 AP

Model		EAP773
Management	LED ON/OFF Control	•
	Management MAC Access Control	•
	Web-based Management	•
	SNMP	v1, v2c, v3
	SSH	•
	Restore & Backup	•
	Firmware update via Web	•
	NTP	•
	System Log	•
	Email Alerts	•
Physical & Environment	Power Supply	802.3at PoE* or 12V/2.5A DC DC Power Adapter Is Not Included *Supported in firmware 1.0.12 Build 20240312 Rel. 51462 and later versions. Earlier versions require 802.3bt PoE power supply.
	Maximum Power Consumption	EU: 24.05 W (For PoE); 20.92 W (For DC); US: 25.44 W (For PoE); 22.57 W (For DC);
	Reset	•
	Mounting	Ceiling / Wall mouting (Kits included)
Others	Certifications	CE, FCC, RoHS, IC
	Dimensions (W x D x H)	220 x 220 x 32.5 mm
	Net Weight	736g
	Enclosure Material / Rack Material	Top cover: PC Bottom shell: aluminum alloy Mounting rack: stainless steel
	Lightning Protection	2KV
Environment	Operating Temperature: 0 °C–40 °C (32 °F–104 °F); Storage Temperature: -40 °C–70 °C (-40 °F–158 °F); Operating Humidity: 10%–90% non-condensing; Storage Humidity: 5%–90% non-condensing;	

# Antenna Radiation Patterns

Ceiling Mount AP

EAP773



# Disclaimers

- \* Maximum wireless signal rates are the physical rates derived from IEEE Standard 802.11 specifications. The 320 MHz bandwidth is only available on the 6 GHz band. Simultaneously, the 320 MHz bandwidth on the 6 GHz band and 160 MHz bandwidth on the 5 GHz band may be unavailable in some regions/countries due to regulatory restrictions. Double channel width and speed refer to 320 MHz compared to 160 MHz for WiFi 6 routers. Actual wireless data throughput, wireless coverage, and connected devices are not guaranteed and will vary as a result of internet service provider factors, network conditions, client limitations, and environmental factors, including building materials, obstacles, volume and density of traffic, and client location.
- \* Use of Wi-Fi 7 (802.11be), Wi-Fi 6 (802.11ax), and features including Multi-Link Operation (MLO), 320 MHz Bandwidth, 6 GHz, 4K-QAM, Multi-RUs, OFDMA, MU-MIMO and BSS Color requires clients to also support the corresponding features.
- \* Zero-Touch Provisioning and Auto Channel Selection and Power Adjustment require the use of Omada Cloud-Based Controller. Go to </en/omada-cloud-based-controller/product-list/> to confirm which models are compatible with Omada Cloud-Based Controller.
- \* The actual capacity depends on the wireless environment and client traffic and is generally less than the maximum number of client connections.
- \* Coverage value is calculated based on laboratory testing. Actual coverage is not guaranteed and will vary as a result of client limitations and environmental factors.
- \* Omada Mesh, AI Roaming, Captive Portal, and Cloud Access require the use of an Omada SDN controller. Please refer to the User Guides of Omada SDN controllers for configuration methods.
- \* PoE budget calculations are based on laboratory testing. Actual PoE power budget is not guaranteed and will vary as a result of client limitations and environmental factors.

Some models featured in this guide may be unavailable in your country or region. Visit TP-Link website for local sales information: <https://www.tp-link.com>. Specifications are subject to change without notice.

© 2024 TP-Link